

Perceptions™

Designer Wall Base Collection

What if you wanted added architectural detail without a high cost?

You'd get the Perceptions™ Wall Base Collection, Johnsonite's updated alternative to traditional wall base. Designed with more modern features, Perceptions offers added architectural detail and visual appeal at a comparable cost to traditional wall base. Perceptions installs like traditional wall base and is as easy to maintain. And, it's available in 3 designer profiles and over 110 colors to coordinate beautifully with most any design scheme. Choose Perceptions, another innovative solution from Johnsonite® that can open up new design possibilities that are well within your budget.

- Durable rubber construction
- Choose from 4-1/4" toe base (standard) and 4-1/4" toeless base (available by special order – Recess only)
- 4-1/4" height hides glue lines from 4" retrofit
- Available in 3 designer profiles and over 110 colors including ColorMatch® colors, which coordinate throughout the entire Johnsonite family
- Will not fade or crack
- Installs like traditional wall base
- Corners constructed easily on-site
- Premanufactured inside and outside corners available
- 120-lineal-foot rolls
- 4-foot sections by special order

Style/Profile	Height	Lengths	Feet/Carton
Spire (Cove)	4-1/4"	120' or 48" by special order	120
Quad (Cove)			
Recess (Cove)			
Recess (Toeless)			



SPIRE



QUAD



RECESS WITH TOE





RECESS TOELESS

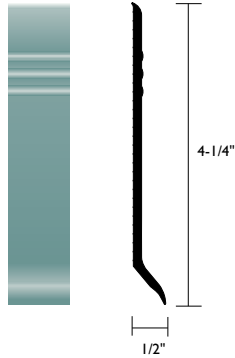


Perceptions™

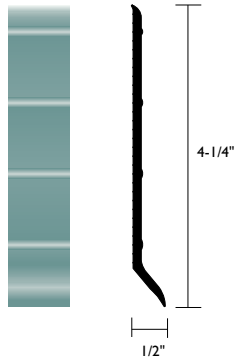
Designer Wall Base Collection



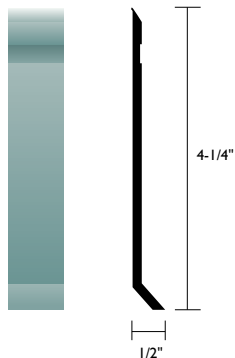
SPIRE™



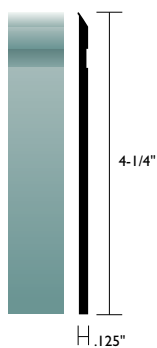
QUAD™



RECESS™ WITH TOE



RECESS TOELESS (special order)



Designer Rubber Wall Base

The rubber wall base furnished under this specification or listed herein as rubber cove base or wall base shall be **JOHNSONITE PERCEPTIONS RUBBER WALL BASE**. It shall be constructed of first-quality raw materials and shall be smooth and free from any imperfections which would detract from its appearance. The Johnsonite Designer Rubber Wall Base shall be specified by style _____ [specify **RWDC**, **RWDC-A** or **RWDC-C** with an overall height of 4-1/4" (10.80cm) and a thickness of 1/8" (3.175mm)] and a length of _____ [specify 4' (1.22m) or 120' (36.58m)] and _____ (specify toe or toeless for RWDC only) and in color _____ (specify by color number and name). Johnsonite Designer Rubber Wall Base preformed inside and outside corners are available in all 4-1/4" heights and styles with 4" (10.16cm) returns. **For Johnsonite warranty to apply**, wall base shall be installed on porous surfaces with Johnsonite #960 Acrylic Cove Base Adhesive or on non-porous surfaces with Johnsonite #945 Contact Bond Adhesive. The wall base shall meet the dimensional and performance requirements of ASTM F-1861, Type TP, Group 1 (solid) Standard Specification for Resilient Wall Base.

Johnsonite®
Flooring Solutions to Integrate Design & Life-Safety

USA: (800) 899-8916 Fax (440) 543-8920
Canada: (800) 661-2162 Fax (519) 747-9155
www.johnsonite.com
e-mail: info@johnsonite.com

© 2005 Johnsonite, Div. of Duramax, Inc.
Printed in the USA 95000-940 07/05 joh I 129